


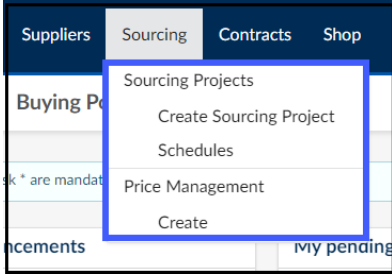
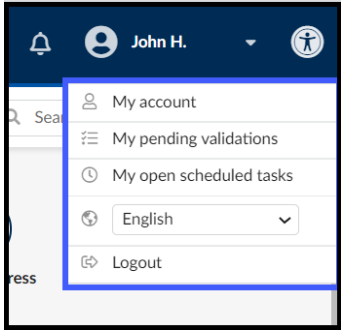

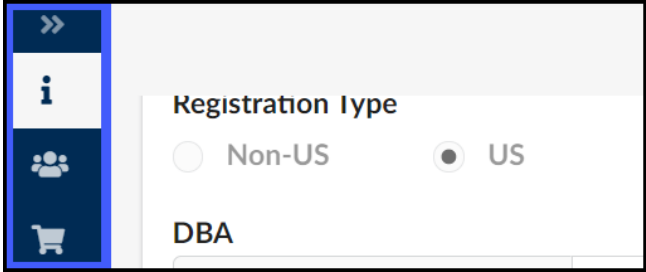
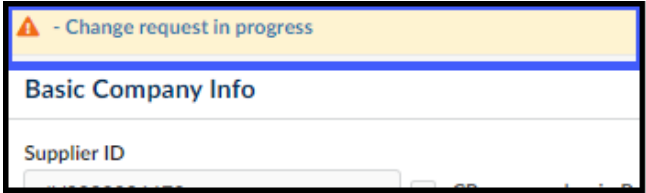


Navigation

Home Page Overview

A	<p>APP Logo: Clicking the APP logo at any time will take you back to the homepage</p>	
B	<p>Navigational Icons: Use the icons to go back a page, view history, and save favorites respectively.</p>	
C	<p>Main Menu: This section displays the Main Menu. Click on the main menu options (General Info., Sourcing, Contracts, etc.) to display its associated drop-down menu.</p>	
D	<p>Drop-Down Menus: By selecting any of these options, you will be navigated to the corresponding page.</p>	
E	<p>User Name: Clicking on your user name displays the following options:</p> <ul style="list-style-type: none"> ● My account – Displays the account profile where you can update your personal information. ● My pending validations – Anything assigned to the supplier for action (i.e., negotiations, amendments, order notifications, etc.) ● My open scheduled tasks - Displays open scheduled tasks such as Performance Evaluations that have been assigned to you for review ● Language - Allows you to choose your language preference ● Logout - Logs you out of APP 	

Understanding Page Elements

A	<p>Action Buttons: These buttons will vary by role and by the particular task that is being worked on. Typically, you can use these buttons to take action on a particular task or save your progress.</p> <ul style="list-style-type: none"> ● Green Buttons: Relate to submitting an action ● Red Buttons: Relate to canceling or rejecting an action ● Blue Buttons: Relate to saving, closing, or copying an action 	
B	<p>Functional Tabs: Each task is organized by functional tabs, which enable you to see additional information relating to a task.</p>	
C	<p>Alerts: These notifications vary by the page that you are on and provide notifications for missing information, expiring documents, and new data that is required for the particular task you are working on. There are two types of alerts:</p> <ol style="list-style-type: none"> 1. Blocking Alerts: This type of alert will prevent you from completing a particular task, such as submitting a vendor enrollment package until the stated action is completed. These alerts are indicated by a red icon. 2. Caution Alerts: This type of alert serves as a warning and is usually a request for additional information and/or documentation. These alerts are indicated by a yellow icon. 	

D Application Form Fields: Enter information (as required) into a particular field. Mandatory fields are indicated with a red asterisk.

Basic Company Info

Supplier ID
 CR approved or in Progress

Registration Type
 Non-US US

DBA
 en

Legal Name ⓘ MWBE Categories ⓘ

Freight Terms Year of creation

DUN's # NAICS Code

Web Site State of Incorporation

E Tool Tips: Hovering over the icon displays a field's associated tool tip. Tool tips provide you with a short description or tip that is relevant to that specific field.

DBA

Field only allows the following

Legal Name ⓘ